

FOR THOSE WHO
EXPECT MORE

NEW

NOW WITH THE NEW
TABBERT **SENARA!**



TABBERT 

B e w e g e n d e M o m e n t e



DEAR TABBERT FRIENDS,

feel alive – enjoy every moment.

More flexibility, more freedom and the comforting feeling of home – these are the things that we love about our favourite way to travel, especially now! To celebrate the 70th anniversary of TABBERT, it's a real pleasure for us to be launching a new caravan, which is jam-packed with never-before-seen features and has a completely new look both inside and out. The TABBERT SENARA is our new entry-level model – affordable in terms of its price, versatile in terms of its layouts and truly exciting in terms of its design! All of the models in the TABBERT range always reflect current holiday and lifestyle trends. They have everything you could possibly need! Feel at home thanks to the premium TABBERT interior design concepts, which are as stylish as they are functional! Only a caravan that's perfectly tailored to your needs can guarantee you a magical experience with special memories that will last you a lifetime.

All the best,
Your TABBERT Team



CONTENT	
TYPICAL TABBERT THE TABBERT EXPERTISE	4
NEW SENARA FOR THOSE WHO EXPECT MORE	12
CELLINI MASTERPIECE OF EXCLUSIVITY	22
PUCCINI HOLIDAY ENJOYMENT FOR CONNOISSEURS	30
PANTIGA CONNECTED TO LIFE	38
DA VINCI RADIANT MOMENTS	46
LAYOUTS	52

WHAT DEFINES TABBERT

6 BIG

A lot has happened since Alfred Tabbert began producing the first TABBERT caravans to order 70 years ago. To this day, the vehicles continue to benefit from his eye for quality, attention to detail, enthusiasm for new technologies and deep understanding of craftsmanship as a furniture maker. From the very beginning, the TABBERT brand has stood for caravans of superior quality that retain their value as well as for handcrafted premium vehicles with outstanding equipment. The uncompromising pursuit of perfection for 70 years has manifested itself in six core areas of expertise that shape every idea, drive every technical development and influence every move in our company.



DESIGN FOR LIFE

The captivating charisma of a TABBERT is determined through creative ability, precision craftsmanship, and a distinct sense of zeitgeist.



INNOVATION AS A PRINCIPLE

Pioneering spirit is part of our DNA – always one step ahead. TABBERT has been setting standards continuously for about 70 years.



FEEL-GOOD CLIMATE

With diverse and unique solutions in the areas of construction, technology and furniture construction, TABBERT ensures a pleasant room climate at all times.



SAFETY FROM A TO Z

All TABBERT caravans are equipped with technical features that contribute to safety both during the trip as well as at the holiday destination.



LONGEVITY ACROSS GENERATIONS

High-quality materials, state-of-the-art production techniques, and conscientious quality processes make a significant contribution to the lasting value of our caravans.



TRADITION WITH ZEITGEIST

While living trends, furniture construction and technology change, TABBERT remains committed to the founder's standards for his vehicles: Timeless masterpieces.



QUALITY IS REWARDED!

TABBERT is starting the new model year with numerous awards and will once again convince with its proven quality and fresh innovative spirit.



TRADITION
WITH ZEITGEIST

PIONEER WITH FARSIGHTEDNESS

The harmony of innovative spirit and traditional values points the way to the mobile future and probably makes TABBERT the undisputed quality leader in the industry. Because TABBERT is still a manufacture in the truest sense of the word. On site, sawing, planing and many further work steps are done by hand with great attention to detail. Skilled experts lay pipes, cables and hoses and assemble each part with a sure grip in an effort to create another masterpiece. This is how those incomparable TABBERT caravans are created that are respected by the competition and loved by their owners.



INNOVATION
AS A PRINCIPLE

FEELING AT HOME WHEREVER YOU GO

If TABBERT hadn't been willing to break with traditional patterns, new developments such as the slide-out model, an L-shaped kitchen or multi-LED rear lights would have been literally unthinkable. Driven by the wishes and enthusiasm of TABBERT fans, our developers therefore focus on designing ever more sophisticated living room furniture combinations for a relaxed everyday holiday. Well thought-out securing devices for drawers, cupboards and shelves keep what you are carrying in place during the journey. TABBERT also set new standards in the industry with the bluuwater water filter and the velocate® GPS positioning system.



FURTHER VALUABLE INFORMATION
REGARDING TRADITION:
www.tabbert.com/tradition-origin



FURTHER VALUABLE INFORMATION
REGARDING INNOVATION:
www.tabbert.com/en/gps



HIGHLY RECOMMENDED AT ANY TIME OF THE YEAR

Clear winter nights or bright sunshine? Holidays with a caravan are truly diverse and your TABBERT provides a pleasant indoor climate at any temperature. Thanks to the excellent insulation of the caravan body and the innovative air-conditioning technology, your TABBERT awaits you with cosy warmth in winter and keeps the interior cool longer on warm summer days.



DESIGN
FOR LIFE

DESIGN IS MORE THAN JUST APPEARANCE

In a TABBERT, style and functionality enter into an extraordinary symbiosis. The TABBERT fleet shows what it is made of from afar: first-class craftsmanship combines with ambitious design standards to create a unique and unmistakable design in the interior and exterior: automotive, striking and self-confident. A shining example is the innovative TABBERT multi-LED combination taillight. It not only picks up the TABBERT curve as a design element: In addition, it has set a new industry standard with its wiping indicators, homogeneous light diffusion and innovative failure sensor technology.



FURTHER VALUABLE INFORMATION
REGARDING CLIMATE CONTROL:
www.tabbert.com/climate



FURTHER VALUABLE INFORMATION
REGARDING DESIGN:
www.tabbert.com/en/design



TECHNOLOGY YOU CAN RELY ON


Safety has many faces. At TABBERT we know all of them. Experience incomparable driving safety with anti-sway coupling and anti-skid system. Rely on the fact that everything stays in its place with our well-founded storage solutions and relax on the campsite thanks to the certainty that your TABBERT is definitely right where you need it!



MEDIKIT VOUCHER: VOUCHER FOR AN EXCLUSIVE MEDICATION SET

Your TABBERT now also comes with a voucher for a MediKit. This contains various pharmacy-only medications that can be useful when travelling such as painkillers or anti-allergics. So you are always well looked after.

*A voucher to redeem the medicine set is enclosed with the vehicle. The medicine set contains medicines that must be purchased from a pharmacy. The voucher can therefore only be redeemed at the responsible MediKit mail-order pharmacy at www.medikit.shop. You can also obtain further information about your MediKit at www.medikit.shop.



FURTHER VALUABLE INFORMATION REGARDING SECURITY:
www.tabbert.com/safety



SHAKEN FOR 10,000 KM – BUT NOTHING HAS MOVED

To ensure that you enjoy your TABBERT for a long time, we place the highest demands on materials and craftsmanship. This was just as true in the past as it is today. Because a TABBERT lasts a lifetime. We work on this with selected and most demanding test procedures and simulations. We deliberately choose the most difficult road surfaces, the longest routes and circuits in order to test our vehicles even under the most adverse circumstances and demanding travel conditions. You can rely on that – for 70 years and for the most beautiful moments in life.



FURTHER VALUABLE INFORMATION REGARDING DURABILITY:
www.tabbert.com/longevity



FOR THOSE WHO EXPECT MORE

Striking, luxurious and full of ideas: the exterior of the new TABBERT SENARA has a decidedly sporty look, while the interior offers a cosy and relaxed living space with open lines of sight and a 360° lighting concept. Characterised by clean, strong lines and equipped with innovative amenities, the versatile SENARA layouts are not only groundbreaking in terms of the way they look, but also in terms of their functionality. The bold reconfiguration of shelves and storage spaces, as well as the large windows, light and airy seating areas and loft beds in the sleeping area make the caravan a thoroughly cosy place to be when travelling. More dynamic, a better design and more home-from-home comfort – and all at an entry-level price!

Watch the promotional video



- + Groundbreaking yet affordable entry-level model with everything you'd expect from TABBERT
- + Stylish exterior design
- + Innovative surface finishes in the interior
- + Large windows in the living area
- + Backlit photo wall and inviting coffee corner
- + Extra kitchen worktop that can be folded away
- + Loft bed in the sleeping area
- + Layouts designed with the needs of families in mind

NEW



SENARA 460 E 2,3



SENARA 460 DMK 2,3

BOLD TRENDSETTER WITH A COOL PROFILE

With the aim of making the caravan appear lighter, the exterior designers at TABBERT set out to give the TABBERT SENARA a sporty and dynamic appearance with the help of some stylish design features. Sweeping, smooth lines and surfaces that flow around the caravan almost make it appear as though it is cast from a single piece. A look that is further enhanced by the absence of any graphics and a newly developed paint finish. Above all, the front and rear sections represent a clear departure from what has come before due to their flowing transitions. By contrast, the sporty, narrow rear lights, which are angled upwards at the sides, stand out almost provocatively. The chrome strip at the rear, which is also angled, follows the same line, providing the SENARA with its unique signature lighting concept.

SPACE AND TIME IN HARMONY

Purist in design – creative in the choice of materials. Inside, the SENARA will surprise you with the latest design trends; the transitions between surfaces and items of furniture featuring different colours and textures give the space structure. There are shelves rather than overhead cabinets in the living area, which makes the space lighter while also creating room for displaying pictures. Bright seating areas, which have been reduced to just a few cushions, have been cleverly incorporated into the interplay between the different decors, which transition from the cabinets and drawers to the sections of wall behind. Combined with an innovative lighting concept, the result is an unprecedented level of cosiness that is not hampered in any way by the need for storage space.



SENARA 460 E 2,3



SENARA 460 E 2,3



SENARA 460 E 2,3

SENARA 460 E 2,3

Whether you choose to display only a few pictures or none at all, the SENARA photo wall gives the living area the impression of elegant simplicity. It's up to each individual to decide how much of their personal history they wish to surround themselves with.

The panel behind this with a real wood look not only forms a delightful contrast, but is also the backdrop for a coffee corner with a base cabinet featuring the same design – tasteful in every respect! You can personalise the space even more thanks to the shelf above the photo wall, where you can display anything you like. In addition to the large windows in the SENARA, ambient lighting that blends in perfectly with the interior design ensures that there is always the right amount of light.

MORE ROOM FOR CREATIVE FREEDOM

Nothing has been selected at random – the use of different decors on the walls, items of furniture and surfaces in the SENARA is always a deliberate choice. A large, backlit photo wall in the living area, for example, leads your eye from one wall to the next and allows owners to personalise their cosy corner however they wish. The kitchen, which has straight lines in keeping with the SENARA design, fades into the background more due to the generally calmer combination of materials – however, it still offers all the advantages of a TABBERT kitchen with fully-extending, soft-close drawers, a sink, a mobile ceramic hob and a refrigerator. Another clever design feature is the extra worktop that can be folded away, making it easier to prepare meals (depending on the layout).



SENARA 490 TD 2,3

NEW

WHAT SWEET DREAMS ARE MADE OF

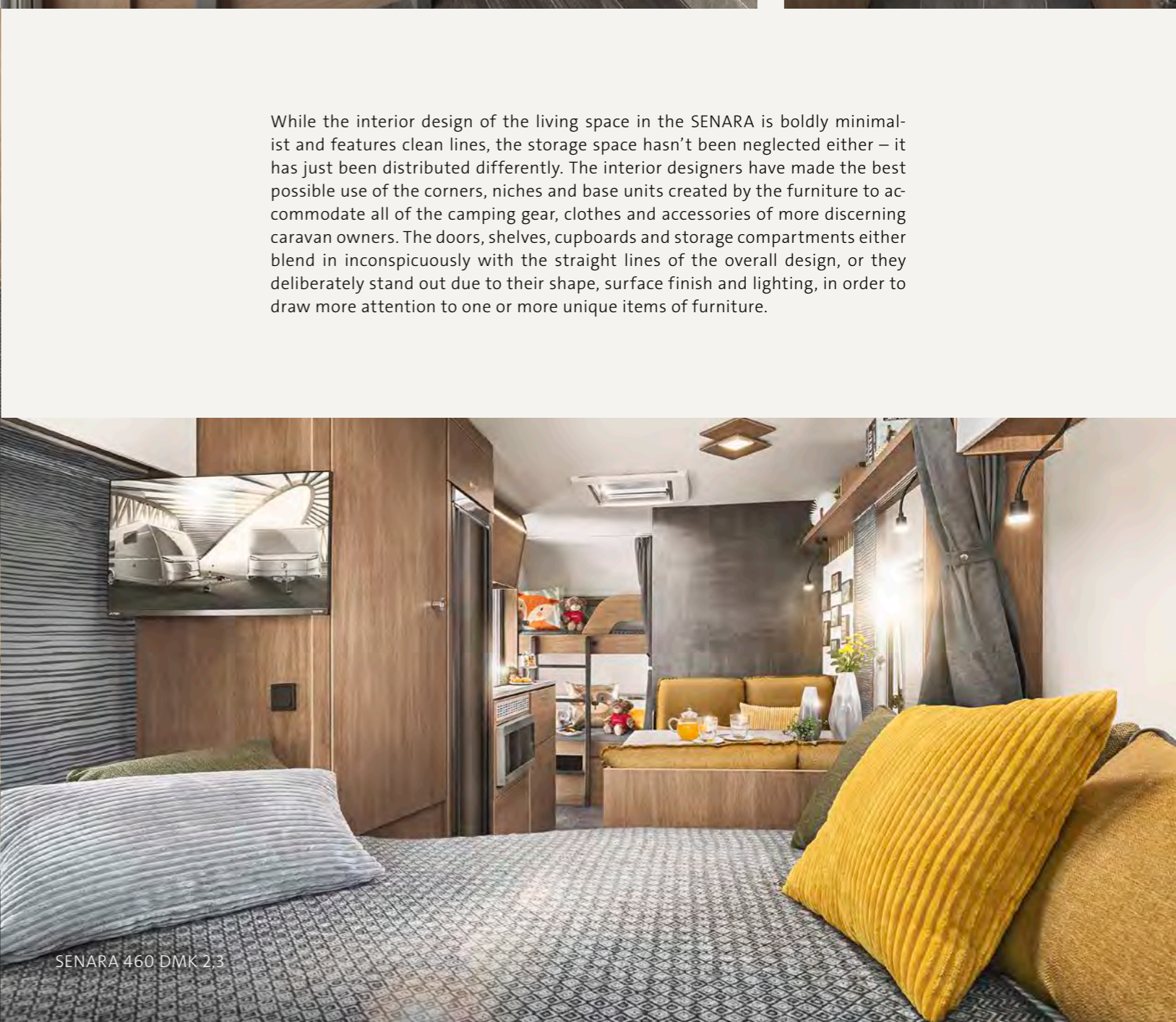
Viewed from the living area, the height of the beds in the SENARA 550 E is one of the most striking features. The steps combined with the position of the bathroom as well as individual items of furniture clearly demarcate the sleeping area, making it feel more private. The practical advantage of the bed height is that there is more storage space for your cases and bulky items. Shallower overhead cabinets above the head of the bed and a central accent light preserve the generous feeling of space that is typical of TABBERT. Other layouts benefit from an extra window above the double bed at the front.

SENARA 460 DMK 2,3

SENARA 460 E 2,3



SENARA 460 E 2,3



SENARA 460 DMK 2,3

While the interior design of the living space in the SENARA is boldly minimalist and features clean lines – it has just been distributed differently. The interior designers have made the best possible use of the corners, niches and base units created by the furniture to accommodate all of the camping gear, clothes and accessories of more discerning caravan owners. The doors, shelves, cupboards and storage compartments either blend in inconspicuously with the straight lines of the overall design, or they deliberately stand out due to their shape, surface finish and lighting, in order to draw more attention to one or more unique items of furniture.

NEW



SENARA 460 E 2,3



SENARA 460 E 2,3

The bathrooms of the new SENARA are also characterised by clean lines and a mix of surface finishes that divide up the space. Chrome fittings and a real wood look make the bathroom feel a touch more luxurious.



SENARA 460 E 2,3

The bathrooms of the new SENARA are also characterised by clean lines and a mix of surface finishes that divide up the space. Chrome fittings and a real wood look make the bathroom feel a touch more luxurious.

LAYOUTS

SENARA 400 QD 2,3 1.400*

SENARA 460 E 2,3 1.500*

SENARA 460 DMK 2,3 1.600*

SENARA 490 TD 2,3 1.600*

SENARA 550 E 2,3 1.700*

SENARA 620 DMK 2,5 2.000*


* The declared weight is the technically permissible maximum laden mass. Further additional options as well as legal and technical information on the subject of "vehicle weights" can be found under configurator.tabbert.com

Download PDF

- X.XXX TECHNICALLY PERMISSIBLE TOTAL MASS IN KG (APPLICABLE FOR SERIES CHASSIS; WEIGHT INCREASES OPTIONALLY POSSIBLE)
- LENGTHS AND WIDTHS IN CM 2,3 = WIDTH 2.32 M 2,5 = WIDTH 2.5 M
- NUMBER OF BEDS
- OPTIONAL BEDS
- FAMILY LAYOUT
- VEHICLE PHOTOGRAPHED

UPHOLSTERY

The ACTIVE SILVER STAR upholstery is made from innovative, stain-resistant Clean-Active-Material.



*Option available at extra cost

WELCOME TO THE **LIMIT**

As the flagship of the TABBERT fleet, the CELLINI combines craftsmanship and engineering at the highest level and redefines the luxury class. The sweeping lines and three-dimensional design of the CELLINI break through the boundaries of traditional caravan construction and characterise the unmistakable appearance of this luxury caravan. The exterior automotive design immediately wins you over with its distinctive, sporty rear flowing into an aerodynamic, low-slung spoiler. The imposing front window, which smoothly transitions into the automotive sub-structure skilfully takes up this design language. And while the unique Slide-Out will attract everybody's attention on the campsite, you can look forward to a multitude of ground-breaking innovations inside the caravan liner.



- + Uniquely luxurious space and living feeling
- + Sophisticated lighting concept with high design standards
- + Intricately crafted surfaces with authentic look and feel
- + Plush, multifunctional genuine leather seating area with adjustable degree of hardness
- + Standard Truma air conditioning
- + Underfloor concept: functional floor with underfloor trays
- + Front and rear in LFI technology

To the model



CELLINI 750 HTD 2,5
SLIDE-OUT

EXPRESSION OF PERSONALITY

Exclusivity and sophisticated design – that's the 5-star luxury you desire. As a Slide-Out version with a kitchen and sleeping area that can be moved to the outside, your mobile suite welcomes you with an overwhelming feeling of space. The finest materials, noble decors with a real wood look and a furnishing concept well-conceived down to the last detail completely redefine caravanning. The CELLINI lighting elements integrated harmoniously into the furniture are particularly impressive. The ambient lighting shines softly from the ceiling. Indirectly illuminated wall unit flaps and pull-outs spread a soft shimmer. The extravagant illuminated canopy above the PREMIUM body door is significantly more eye-catching and, in combination with the matching LED reading spots in TABBERT design, creates a presidential atmosphere in the CELLINI.



CELLINI 655 DF 2,5

The extravagant CELLINI LED light panel directly above the entrance door provides an appropriate welcome. The equally sophisticated media highboard is perfectly integrated.



CELLINI 655 DF 2,5

CELLINI 750 HTD 2,5
SLIDE-OUTCELLINI 750 HTD 2,5
SLIDE-OUT

DAY AND NIGHT EXCELLENT AMENITIES

A little snack or big five-course dinner? The kitchen of the CELLINI also serves up an optimal combination of elegant design, furniture concepts with a love of detail and technical sophistication. Especially the generous working and storage surfaces in the slide-out with recessed double sink made of stainless steel and elegant chrome tap next to the 3-burner cooker ensure real enjoyment even when preparing food. The six illuminated, fully extendable drawers can carry everything that is important to the pampered palate. The illuminated shelf is the perfect place to display the most important things. Decorative as well as useful utensils still find a harmoniously integrated spot.

Look forward to relaxing at the end of a busy day in a perfectly staged, private retreat in the royally designed bathroom and sleeping areas of the CELLINI. Surrounded by light panels and spotlights cleverly integrated into the interior design, a comfortable CELLINI queen-sized bed with adjustable headboard beckons you into the land of dreams. In the bathroom too, the CELLINI designers' attention to detail is noticeable in the unusual use of light and many refined details – from the chrome washbasin and large Heki roof light in the 750 HTD.

CELLINI 750 HTD 2,5
SLIDE-OUT

CELLINI 655 DF 2,5

The illuminated high shelf with glossy black lacquered pull-out in the 655 DF 2.5 offers additional storage space.

CELLINI 750 HTD 2,5
SLIDE-OUT

MORE EYE-CATCHERS



As electricity and city water connections are integrated in the spacious rear boot, cold bridges caused by openings in the side walls are avoided.



CELLINI 750 HTD 2,5

High-back chair or recliner? The height-adjustable headrests of the CELLINI seating group in genuine leather make you comfortable in any position. You can also press a button to determine the degree of hardness for this seating group and a fold-out bar table is included if required.



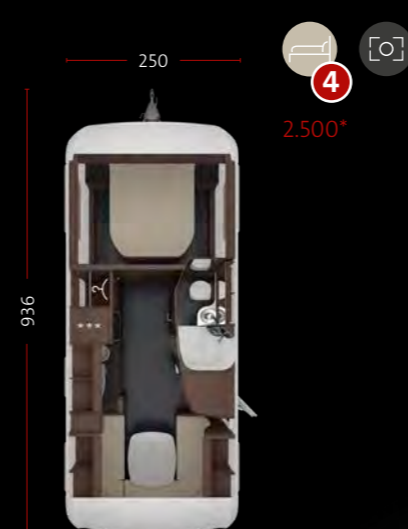
CELLINI 655 DF 2,5

Indirect spotlights cast a net-like light on the synthetic leather-covered bedroom wall.



The metal alloy shunting bar, the backlit CELLINI lettering and the modern LED broadband tail lights turn the sporty rear end into a masculine status symbol.

LAYOUTS



CELLINI 655 DF 2,5



CELLINI 750 HTD 2,5 Slide-Out

* The declared weight is the technically permissible maximum laden mass. Further additional options as well as legal and technical information on the subject of "vehicle weights" can be found under configurator.tabbert.com

X.XXX TECHNICALLY PERMISSIBLE TOTAL MASS IN KG (APPLICABLE FOR SERIES CHASSIS; WEIGHT INCREASES OPTIONALLY POSSIBLE)
LENGTHS AND WIDTHS IN CM 2,5 = WIDTH 2.5 M

NUMBER OF BEDS

VEHICLE PHOTOGRAPHED

Download PDF



UPHOLSTERY AND LOUNGE

PURPLE STONE

FABRIC

IVORY LEAF

SYNTHETIC LEATHER

FUNCTION LOUNGE

CREAM NATURE GENUINE LEATHER*



*Option available at extra cost. CELLINI lounge only optionally available with Cream Nature.

- + Meets the highest standards of comfort, design and technology
- + Upscale, cosy ambience
- + Lighting as an integral part of interior design
- + Extra wide single beds (depending on the layout)
- + Large kitchen with carousel in the 655 EL 2,5
- + Comfort shower in the 685 DF 2,5
- + Open bathroom in the 750 HTD 2,5
- + Floor heating as standard



To the model

BRILLIANT DESIGN AMONG THE PREMIUM CLASS

You've never been this close to seventh heaven! With its innovative interior design, the PUCCINI is the pioneer of a newly defined feel-good premium class. Thanks to its extraordinary lighting concept as a defining stylistic element and the brilliant exterior design, the star in the caravanning sky presents itself as an icon for exclusive comfort and stylish living design. A shining example in the premium segment.





PUCCINI 550 E 2,5

A CELEBRITY AMONG THE STARS

Arrive and feel at home. The skilful use of light as a design instrument gives the PUCCINI a breathtaking atmosphere. Indirectly illuminated wall units and drawers and the surrounding ambient lighting provide a successful contrast to the radiant light canopy at the door. Above the elegant round seating group, a panoramic view opens up through the extensive panorama window in the rear. Intelligently placed surfaces for a wine glass, mobile phone or reading material and an adjustable lift table provide comfort and room to move. A standard floor heating system is concealed under the high-quality slate-look floor.



PUCCINI 550 E 2,5



PUCCINI 550 E 2,5



PUCCINI 550 E 2,5



PUCCINI 550 E 2,5



PUCCINI 550 E 2,5

Like little diamonds, the LED lamps run through the protruding mirror cabinet in the spacious bathroom of the PUCCINI, which not only provides soft lighting but also has a lot to offer in terms of storage space. The sleeping area of the PUCCINI offers you space to unfold: exceptionally wide comfort beds, extra reading spots, the standard floor heating and a backlit mirror create a cosy atmosphere. With the help of the roll-up grate, you can connect the two single beds to form a double bed within seconds.

ILLUMINATING IDEAS FOR DAY AND NIGHT

Appetising order reigns at the atmospherically lit kitchen bar. The cleverly arranged ensemble with 3-burner cooker and sink in front of an acrylic glass paneling in PUCCINI signature design is a real feast for the eyes. Practical extras such as the fold-down mini counter which is intelligently hidden in the kitchen back panel when not in use make cooking a pleasure.



94 cm width

PUCCINI 550 E 2,5



PUCCINI 560 TD 2,5

Dreamlike and cosy: the 94 cm wide single beds of the PUCCINI 550 E and 655 EL and the 1.55 m wide queen-size bed of the PUCCINI 560 TD.

*94 cm wide single beds in PUCCINI 550 E 2,3, 550 E 2,5 and 655 EL 2,5




PUCCINI 550 E 2,5

The extravagant light canopy at the entrance door of the PUCCINI merges seamlessly with a glossy black refrigerator whose door can be opened from both sides. The furniture flap, which is located under the ceiling, conceals a swivel arm for a television, which is thus visible from the living and sleeping areas. Underneath the slightly illuminated shelf, an apothecary drawer with soft-close function offers a surprising amount of space.



PUCCINI 550 E 2,5

The diamond pattern in the lights and lamps, inspired by the TABBERT coat of arms, became the signature element of the luxury caravan.




PUCCINI 550 E 2,5

The bedside lockers behind the head ends of the beds offer additional storage space, adjustable reading spots, and additional power connections.

LAYOUTS

* The declared weight is the technically permissible maximum laden mass. Further additional options as well as legal and technical information on the subject of "vehicle weights" can be found under configurator.tabbert.com



Download PDF



X.XXX TECHNICALY PERMISSIBLE TOTAL MASS IN KG (APPLICABLE FOR SERIES CHASSIS; WEIGHT INCREASES OPTIONALLY POSSIBLE)

LENGTHS AND WIDTHS IN CM 2,3 = WIDTH 2.32 M 2,5 = WIDTH 2.5 M

NUMBER OF BEDS

VEHICLE PHOTOGRAPHED

UPHOLSTERY

SILVER PEARL

FABRIC

CHOCOLATE ARROW

FABRIC

SANDY BEACH

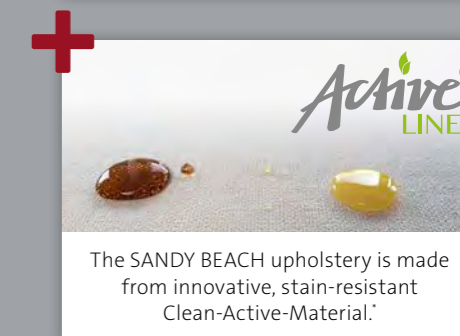
FABRIC ACTIVE LINE*

VANILLA LEAF SYNTHETIC LEATHER

COFFEE FOREST GENUINE LEATHER*



*Option available at extra cost



CONNECTED TO LIFE

The wonderfully versatile PANTIGA: this caravan, dedicated to the active lifestyle, clearly breaks away from learned conventions with its exterior design, if only because of the large salon windows on both sides. They bring light and airiness into the interior, which is both generous and user-oriented. Because behind the matt White Onyx lacquered smooth sheet metal walls with their striking, glittering TABBERT graphics lies a creative interior design that corresponds to the ideas of freedom and joie de vivre entertained by all kinds of holidaymakers. Whether it's curious city hopping, leisurely country tours or an extended summer on the coast – the PANTIGA embodies the flexible lifestyle of the next camping generation thanks to its versatile layouts.



- + DYONIC chassis
- + High salon windows in the living area
- + Fully functional shower in the 550 E thanks to swivelling washbasin (optional)
- + Bunk bed that converts into a bench in the 550 K
- + Mobile induction hob in the kitchen drawer
- + Water, waste water and electricity combined in one service module
- + One Night Stand option with battery and docking station from Einhell (optional)
- + Waste separation system in the kitchen module (optional)
- + 177-litre refrigerator with a door that can be opened in both directions

To the model





PANTIGA 390 WD

PANTIGA 390 WD



PANTIGA 390 WD

The cosy seating area can be transformed into a large sleeping space in a few simple steps – the 390 WD really is a space-saving miracle.



PANTIGA 550 E

A really bright idea is the washbasin element that swivels over the toilet (optional), transforming the bathroom of the 550 E into a fully-functional shower room. In the open-plan living area, thoughtful details such as comfort blinds, a table with wooden edge and stylish light panels ensure a relaxed existence.



PANTIGA 550 E

For cooking, the transportable induction double hotplate is taken out of the drawer and placed on the worktop or outside. When it is not needed, it practically disappears in the drawer and frees up the space of the worktop.



PANTIGA 550 E

ON TOP OF EVERY SITUATION

The short breaks and holidays planned by caravan fans are all very different, but the versatile PANTIGA is perfect for the job, whatever the requirements. Large windows create an open and cheerful atmosphere. The lack of overhead cabinets above the seating area and the unobstructed view inside the caravan ensure that there is plenty of headroom – literally and figuratively – to prepare for the adventures of the following day. Living area? Sleeping area? When? Where? With its flexible furnishings, “going with the flow” is the principle of the PANTIGA. In the PANTIGA 390 WD, for example, what was a spacious double bed with a view this morning is transformed into a cosy spot where you can enjoy a late breakfast. Flowing shapes and curves in contrast to straight lines and angular finishes give the shelves, cupboards and overhead cabinets a clean, modern look that is further enhanced by the interplay of expansive white surfaces with a striking wood décor.



PANTIGA 550 E

Portable boxes (optional) for the bed drawers in the PANTIGA 550 E and 550 K simplify packing. There is still enough space underneath for a folding table and chairs or other holiday accessories.

PANTIGA 550 E



Lots of storage spaces have been cleverly incorporated into the living and sleeping areas of all PANTIGA layouts, making it easier to keep things tidy. Some of them even contain 230 V or USB sockets.

THE FINER DETAILS THAT MAKE THE GOOD LIFE EVEN BETTER

The built-in overhead cabinets, drawers and shelves make it easier for holiday-makers to keep everything neat and tidy with very little effort. Just like in the kitchen, daylight and a modern décor consisting of light oak and a high proportion of white surfaces ensure that the bathroom is also light and airy. Combined with slate-effect surfaces, the furnishings are right up to date with the latest design trends and offer you all the mod cons you could possibly need to keep you feeling fresh – whether from the refrigerator or the full-size TABBERT shower.



PANTIGA 550 K



PANTIGA 550 K

Strategically placed spotlights and extras such as ambient lighting or a panoramic roof hood intensify the play of light.

Clever craftsmanship: if you fold the upper bunk bed down, it serves as a comfortable lounger for the lower seating and lying area. In the kitchen, too, everything works like clockwork thanks to the refrigerator that opens from both sides and the flexible work surface.



PANTIGA 550 K



PANTIGA 550 K



PANTIGA 550 K

LAYOUTS

<p>PANTIGA 390 WD 2,3 1.400*</p> <p>622 x 232</p>	<p>PANTIGA 490 E 2,3 1.700* NEW</p> <p>748 x 232</p>
<p>PANTIGA 550 K 2,5 1.700*</p> <p>790 x 250</p>	<p>PANTIGA 550 TDL 2,3 1.700* NEW</p> <p>790 x 232</p>
<p>PANTIGA 550 E 2,3 1.700*</p> <p>790 x 232</p>	<p>PANTIGA 655 DMK 2,5 2.200* NEW</p> <p>883 x 250</p>

* The declared weight is the technically permissible maximum laden mass. Further additional options as well as legal and technical information on the subject of "vehicle weights" can be found under configurator.tabbert.com

Download PDF



X.XXX TECHNICALLY PERMISSIBLE TOTAL MASS IN KG (APPLICABLE FOR SERIES CHASSIS; WEIGHT INCREASES OPTIONALLY POSSIBLE)

LENGTHS AND WIDTHS IN CM 2,3 = WIDTH 2.32 M 2,5 = WIDTH 2.5 M

-  NUMBER OF BEDS
-  VEHICLE PHOTOGRAPHED
-  FAMILY LAYOUT
-  OPTIONAL BEDS


UPHOLSTERY



Developed with KNOTT, a company that has been active in the trailer sector for over 80 years, the standard DYONIC chassis made of high-strength steel saves weight and improves stability at the same time.



A striking 15" alloy wheel in white complements the tone-on-tone design of the PANTIGA exterior.



The ACTIVE SILVER STAR upholstery is made from innovative, stain-resistant Clean-Active-Material.

- SILKY LEAF
- FABRIC / SYNTHETIC LEATHER
- SUNSET SKY
- FABRIC
- ACTIVE SILVER STAR
- FABRIC ACTIVE LINE*



*Option available at extra cost

A DYNAMIC EXPERIENCE FOR LASTING MEMORIES

Just feet in the sand and now already on the road to the next horizon: With its modern exterior and multi-LED rear lights, the multi-faceted DA VINCI demonstrates a true spirit of innovation in terms of design and driving safety. Thanks to the integrated wiping indicator, the DA VINCI attracts all eyes. The included failure sensor system lives up to TABBERT's high safety standards by immediately reporting any problem to the fog and taillights.



To the model



- + Automotive exterior with graphics rising in a wave
- + Bright, friendly interior design with natural wood décor
- + Multi-LED rear lights with wipe indicator and failure sensor system
- + A range of layouts precisely tailored to individual needs
- + Several layouts offer linen cupboard and wardrobe
- + Single, double and queen-size beds available
- + Large bathroom and up to 6 sleeping places despite smaller vehicle in the 500 KD 2,3



DA VINCI 540 E 2,3



DA VINCI 540 E 2,3



DA VINCI 540 E 2,3


The striking design of the DA VINCI furniture is particularly effective in the kitchen with its white wall units. The LED light strips under the worktop and the powerful under-cabinet light also make cooking a pleasure task. The airy, relaxed look of the various bathroom variants also underlines the lifestyle that the DA VINCI conveys. Even individual sleeping preferences were taken into account: Enjoy sweet harmony in a French bed, restful sleep in a double bed or undisturbed hours in one of the single bed layouts. If you want the best of both worlds, you can convert the single beds into a large double bed thanks to the roller slatted frame.

DISCREET ACCENTS

Welcome to the caravan that understands premium middle class like no other! With a pleasantly bright and sunny interior, the design follows the elegant trend towards lighter décor and a skilful interplay of straight edges and rounded shapes. The discreet wood-accented décor and the open sightlines typical of TABBERT create a new sense of space in which well-being is not an option, but a standard feature. The unusual design of the seating group is also loosened up by the slightly lower and colour-contrasting seat at the head end. As soon as it gets darker, the all-round LED light strips on the wall units in the living area (optional) provide atmospheric ambient lighting.



DA VINCI 540 E 2,3



DA VINCI 540 E 2,3



DA VINCI 540 E 2,3

MORE EYE-CATCHERS



DA VINCI 540 E 2,3




DA VINCI 540 E 2,3

Extendable worktop that fits perfectly between the kitchen and the seating area.



DA VINCI 540 E 2,3

Multifunctional entrance furniture with integrated shelf below the optional TV for additional storage space.

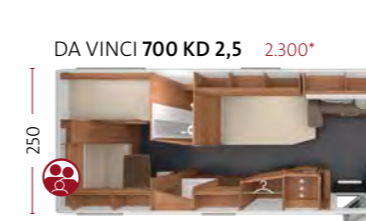


DA VINCI 540 E 2,3

Ergonomically designed wall units with bevelled front for an optimal angle between hand and handle.

LAYOUTS

* The declared weight is the technically permissible maximum laden mass. Further additional options as well as legal and technical information on the subject of "vehicle weights" can be found under configurator.tabbert.com



Download PDF



X.XXX TECHNICALY PERMISSIBLE TOTAL MASS IN KG (APPLICABLE FOR SERIES CHASSIS; WEIGHT INCREASES OPTIONALLY POSSIBLE)

LENGTHS AND WIDTHS IN CM 2,3 = WIDTH 2.32 M 2,5 = WIDTH 2.5 M

NUMBER OF BEDS

VEHICLE PHOTOGRAPHED

FAMILY LAYOUT

OPTIONAL BEDS

UPHOLSTERY

Whether sound in tone or contrast, fabric or synthetic leather – you can personalise your DA VINCI according to your personal taste.

SUNNY MEADOW

FABRIC

BRIGHT BAY

FABRIC/
SYNTHETIC LEATHER



SOFT CARBON FABRIC ACTIVE LINE*

MAROON LEAF SYNTHETIC LEATHER



Active LINE

The SOFT CARBON upholstery is made from innovative, stain-resistant Clean-Active-Material.

*Option available at extra cost

SINGLE BEDS

PANTIGA 490 E 2,3 1.600*

PANTIGA 550 E 2,3 1.700*

DA VINCI 460 E 2,3 1.500*

DA VINCI 495 HE 2,3 1.600*

DA VINCI 540 E 2,3 1.700*

SENARA 460 E 2,3 1.400*

SENARA 550 E 2,3 1.700*

PUCCINI 550 E 2,3 1.800*

PUCCINI 550 E 2,5 1.800*

PUCCINI 655 EL 2,5 2.200*

PANTIGA 550 K 2,5 1.700*

PANTIGA 655 DMK 2,5 2.300*

SENARA 460 DMK 2,3 1.500*

SENARA 620 DMK 2,5 2.000*

DA VINCI 500 KD 2,3 1.600*

DA VINCI 550 DM 2,5 1.700*

DA VINCI 700 KD 2,5 2.300*

* The declared weight is the technically permissible maximum laden mass. Further additional options as well as legal and technical information on the subject of "vehicle weights" can be found under configurator.tabbert.com

X.XXX TECHNICALLY PERMISSIBLE TOTAL MASS IN KG (APPLICABLE FOR SERIES CHASSIS; WEIGHT INCREASES OPTIONALLY POSSIBLE)

LENGTHS AND WIDTHS IN CM 2,3 = WIDTH 2.32 M 2,5 = WIDTH 2.5 M

NUMBER OF BEDS OPTIONAL BEDS

FAMILY LAYOUT

Download PDF



PUCCINI 685 DF 2,5 2.200*



CELLINI 655 DF 2,5 2.500*

CELLINI 750 HTD 2,5 SLIDE-OUT 3.500*

CHILDREN'S BUNK BEDS

QUEEN-SIZED BEDS

DOUBLE BEDS



* The declared weight is the technically permissible maximum laden mass. Further additional options as well as legal and technical information on the subject of "vehicle weights" can be found under configurator.tabbert.com

X.XXX TECHNICALLY PERMISSIBLE TOTAL MASS IN KG (APPLICABLE FOR SERIES CHASSIS; WEIGHT INCREASES OPTIONALLY POSSIBLE)

LENGTHS AND WIDTHS IN CM 2,3 = WIDTH 2.32 M 2,5 = WIDTH 2.5 M



NUMBER OF BEDS



OPTIONAL BEDS

Download PDF



Information on the product delivered, dimensions, mass and appearance, correspond to our understanding at the time of printing (07/2023). We reserve the right to make changes to fittings, technical data, series equipment and prices. Please make every effort to be fully informed about these matters by your authorised TABBERT dealer before making your purchase. After a contract has been concluded, we reserve the right to make technical changes within the framework of the construction insofar as they serve technical progress and are acceptable for the customer. Minor colour and texture deviations are also reserved – even after conclusion of the contract – insofar as these cannot be avoided due to the material structure (e. g. colour deviations of up to approx. 2.0 dE between paint on sheet metal and paint on GRP/plastic) and are reasonable for the customer. Some of the illustrations show equipment features that are not included in the standard equipment and that can be ordered for an additional charge (optional equipment) as well as some equipment features of prototypes/studies that do not correspond to the standard equipment and therefore cannot be ordered as optional equipment. Slight colour deviations of the illustrations in the brochure from the actual vehicle cannot be completely excluded for printing reasons. Therefore, before purchasing a vehicle, please seek comprehensive advice on the current status of the series from an authorised TABBERT dealer. The decoration shown in the catalogue is not part of the equipment supplied. Please also note the comments in the current price list, in particular on weights, load capacities and tolerances. Please note that the number of beds indicated may include beds for both adults and children. The beds do not have the same dimensions. We therefore recommend that you consult your TABBERT dealer about the dimensions of the beds provided in the vehicle so that you can decide whether they are suitable for the occupancy (adults/children) you intend to have. For some models, additional equipment must be selected in order to achieve the maximum possible beds. Your TABBERT dealer will be happy to advise you. Reprinting, even in extracts, is only permitted with the prior written permission of Knaus Tabbert AG. We reserve the right to change content at our discretion.

Concept & design: tsitrone medien GmbH & Co. KG, Cologne, www.tsitrone.de

TABBERT CUSTOMERS ENJOY PREMIUM STATUS

THE TABBERT ONLINE SERVICE



www.tabbert.com

TABBERT



B e w e g e n d e M o m e n t e